

Market Snapshot Grey Lynn

January 2022

Provided by Team TaylorMade.

Total House Sales by Quarter

	2022/21	2021/20	2020/19
Jan - Mar	—	50	32
Oct - Dec	32	55	39
Jul - Sep	20	54	35
Apr - Jun	36	30	49

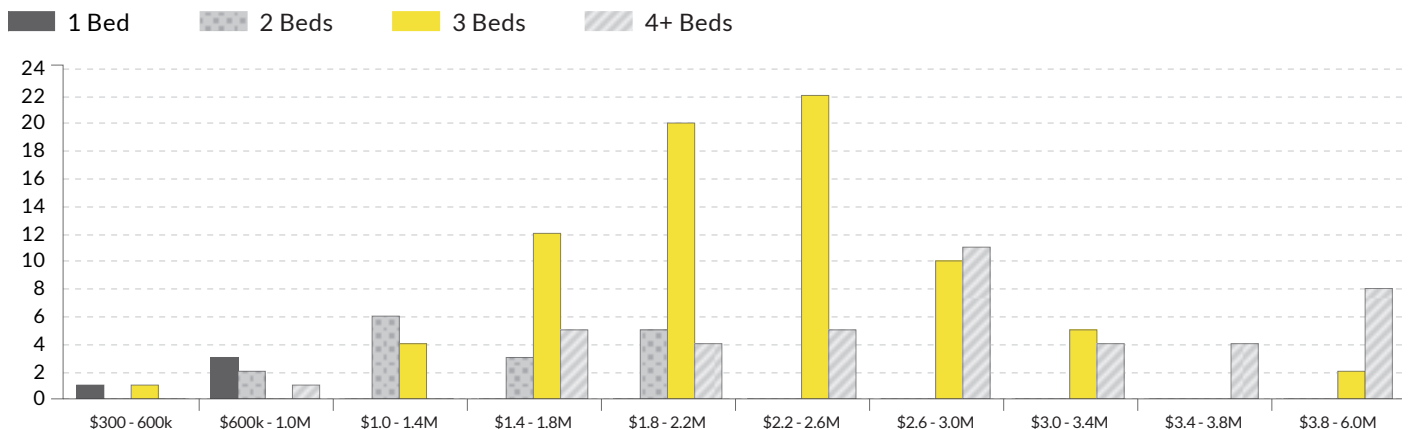
Median House Sale Price

\$2,217,000

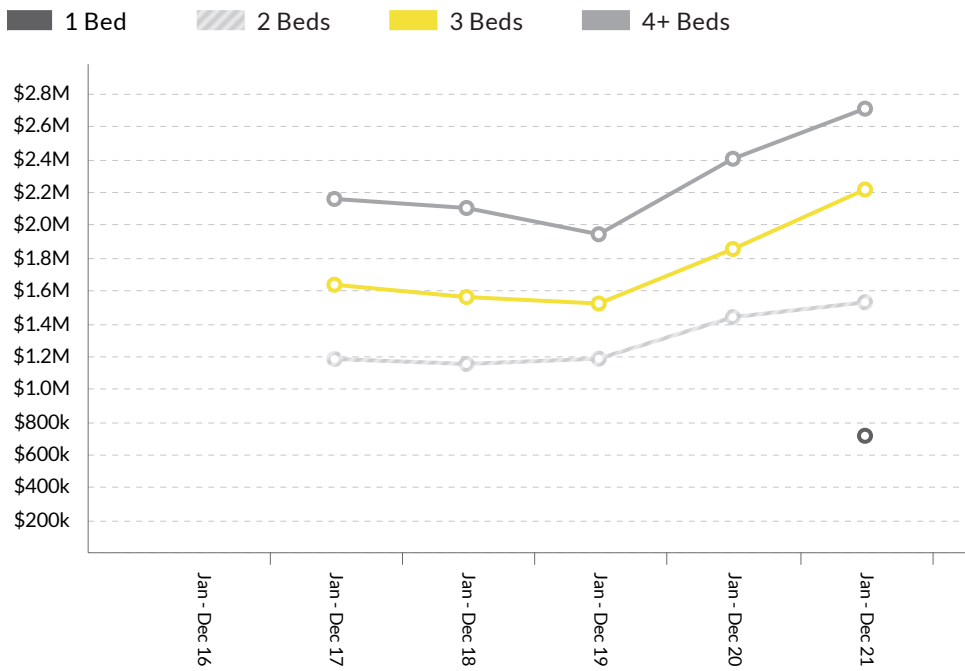
▲ 13.7% change vs. last year

Bedrooms	1 Beds	2 Beds	3 Beds	4+ Beds
Median	\$713k	\$1.53m	\$2.21m	\$2.71m
Highest	\$920k	\$2.20m	\$4.10m	\$6.00m
Lowest	\$570k	\$915k	\$360k	\$1.00m
Total Sales	4	16	76	42

House Sales By Price Range (Jan 2021 - Dec 2021)



Sold House Median Price Trend

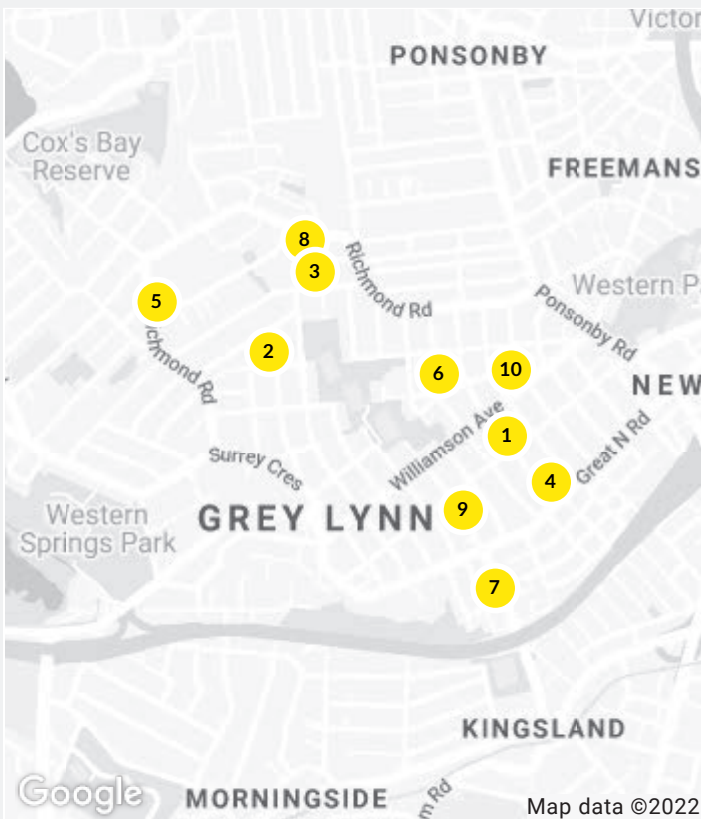


We hope you found this market update helpful. If you'd like any further information on the market please don't hesitate to get in touch.

Kane Taylor
021 345 700

kane.taylor@raywhite.com

Recent House Sales in Grey Lynn



No.	Address	Features	Price
1	29 Turakina Street, Grey Lynn	4 Beds	\$3.20m
2	66 Selbourne Street, Grey L...	3 Beds	\$2.83m
3	13 Farrar Street, Grey Lynn	3 Beds	\$2.45m
4	3 Turakina Street, Grey Lynn	4 Beds	\$2.71m
5	56/386 Richmond Road, Gr...	3 Beds	\$1.31m
6	20 Millais Street, Grey Lynn	4 Beds	\$6.00m
7	21 Bond Street, Grey Lynn	2 Beds	\$1.91m
8	200 Richmond Road, Grey L...	4 Beds	\$2.05m
9	19 Grosvenor Street, Grey L...	4 Beds	\$4.70m
10	12 Murdoch Road, Grey Lynn	3 Beds	\$2.63m