



Provided by Kane Taylor, Ray White Ponsonby/Grey Lynn | TaylorMade.

Total Sales by Quarter

	2023/22	2022/21	2021/20
May - Jul	—	9	30
Feb - Apr	11	7	23
Nov - Jan	6	12	20
Aug - Oct	5	15	29

Median House Sale Price

\$1,112,500

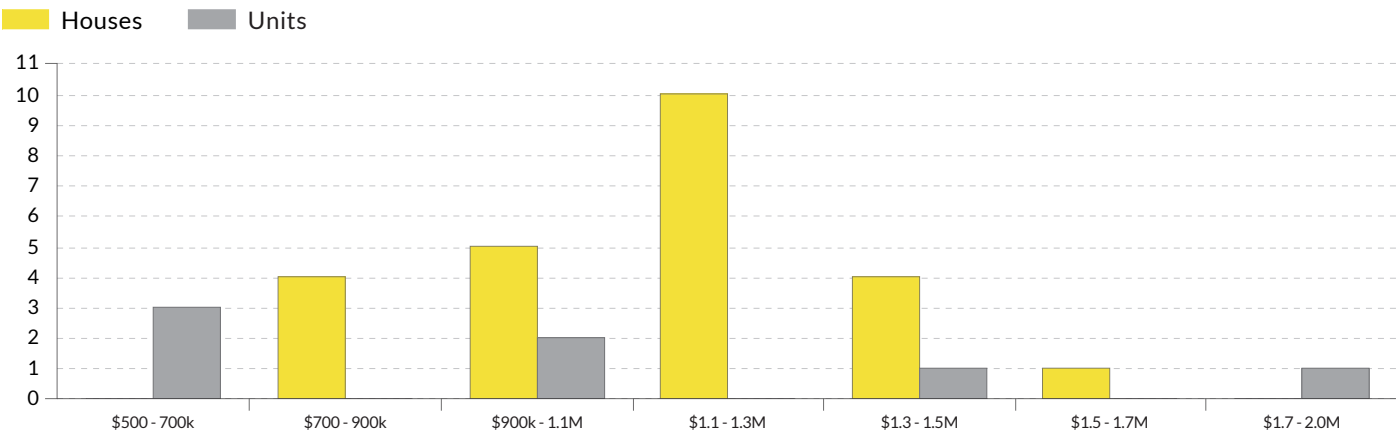
▼ -25.0% change vs. last year

Median Unit Sale Price

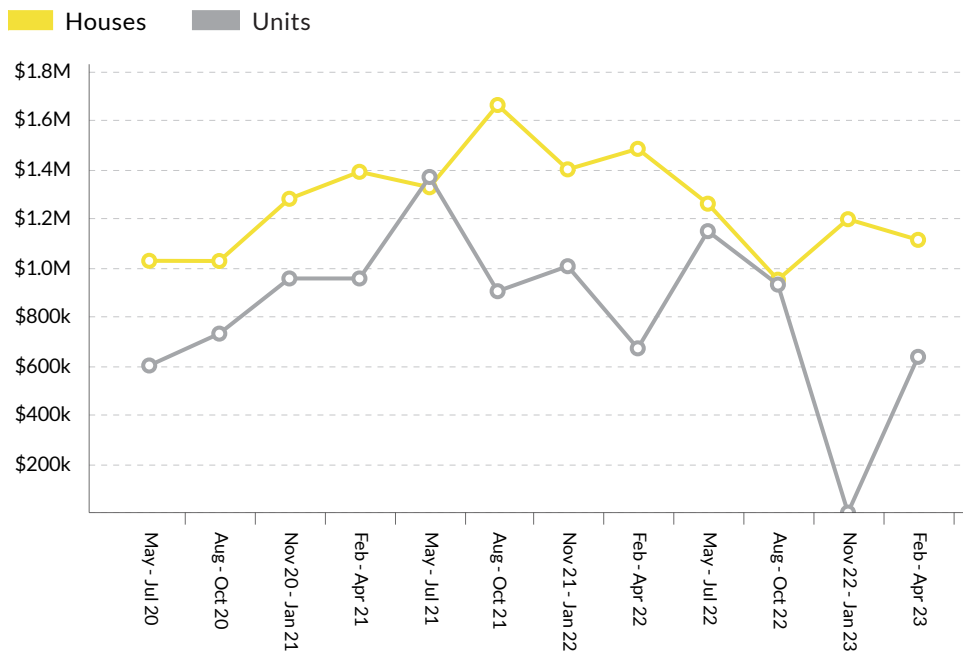
\$635,250

▼ -5.2% change vs. last year

Sales By Price Range (May 2022 – Apr 2023)



Sold Median Price Trend



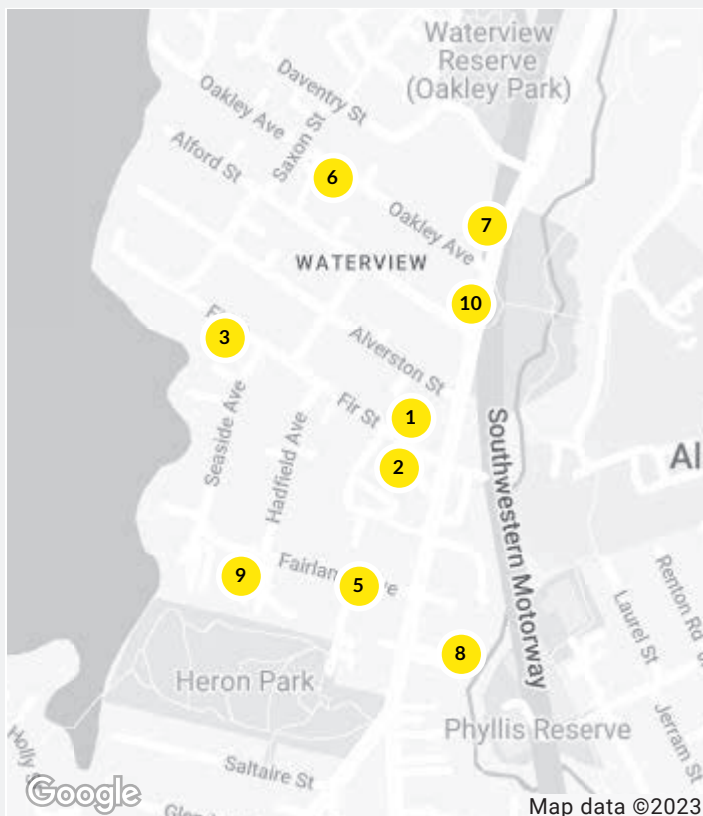
We hope you found this market update helpful. If you'd like any further information on the market please don't hesitate to get in touch.

Kane Taylor

021 345 700

kane.taylor@raywhite.com

Recent Market Sales in Waterview



No.	Address	Features	Price
1	7 Fir Street, Waterview	4 Beds	\$1.11m
2	2/6 Fir Street, Waterview	4 Beds	\$1.20m
3	2/58 Fir Street, Waterview	2 Beds	\$800k
4	G01/1 Oakley Avenue, Wat...	2 Beds	\$676k
5	10 Fairlands Avenue, Wate...	4 Beds	\$1.63m
6	36 Oakley Avenue, Watervi...	2 Beds	\$1.35m
7	102/1 Oakley Avenue, Wat...	1 Bed	\$595k
8	1/1600 Great North Road, ...	4 Beds	\$1.23m
9	30 Fairlands Avenue, Wate...	4 Beds	\$965k
10	1471 Great North Road, W...	3 Beds	\$960k